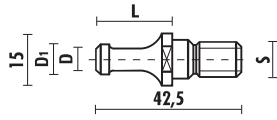


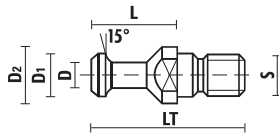
RETAINING PAWLS FOR CONCENTRIC CHUCK

ART. T118



For: **Morbidelli, SCM**

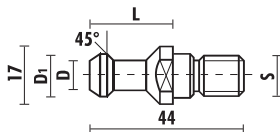
Item	Type	D1	D	L	S
T118.790.R	ISO 30	8,5	6,5	22	M10



DIN 69872 for:

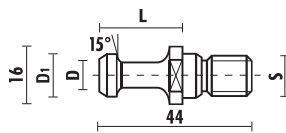
Anderson, Busellato, Weeke, Ima, Bulleri, Maka, Cosmec, Reichenbacher, Elte

Item	Type	D1	D2	D	L	LT	S
T118.791.R	ISO 30	13	17	9	24	44	M12
T118.893.R	ISO 40	19	23	14	26	54	M16



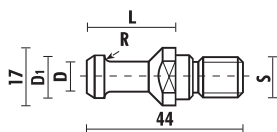
For: **Alberti, Vitap, Masterwood (motor G. Colombo)**

Item	Type	D1	D	L	S
T118.792.R	ISO 30	12,8	9	24	M12



For: **Esseteam**

Item	Type	D1	D	L	S
T118.793.R	ISO 30	12	8	24	M12

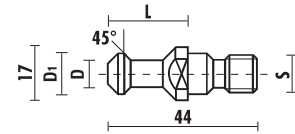


For: **CMS**

Item	Type	D1	D	L	R	S
T118.794.R	ISO 30	12,8	9	24	2,4	M12

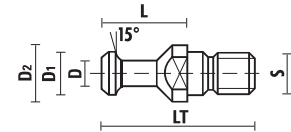
RETAINING PAWLS FOR CONCENTRIC CHUCK

ART. T118



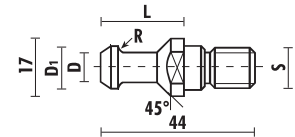
For: **Belotti**

Item	Type	D1	D	L	S
T118.795.R	ISO 30	13	9	23	M12



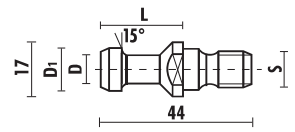
For: **Biesse (until 9/9/92)**

Item	Type	D1	D	L	S
T118.890.R	ISO 30	13	9	24	M12



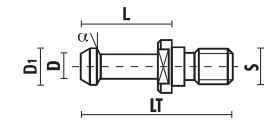
For: **Biesse (after 9/9/92), Masterwood (motor H.S.D.), Bulleri, Thermwood, Vitap**

Item	Type	D1	D	L	R	S
T118.891.R	ISO 30	12	8	24	3,2	M12



For: **Komo**

Item	Type	D1	D	L	S
T118.894.R	BT 30	13	9	24	M12



For: BT 30 - BT 40 **Shoda**, BT 35 **Heian**

Item	Type	D1	D	L	LT	α	S
T118.895.R	BT 30	11	7	23,5	43	30°	M12
T118.896.R	BT 35	13	8,5	28	48	45°	M12
T118.896.R030	BT 35	13	8,5	28	48	30°	M12
T118.897.R	BT 40	15	10	35	60	45°	M16